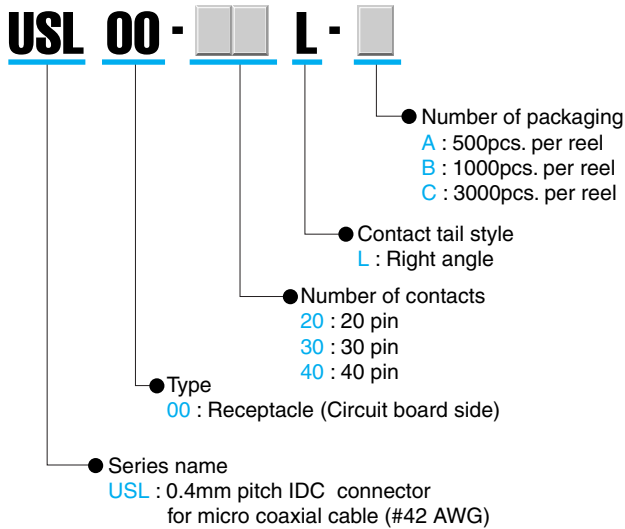
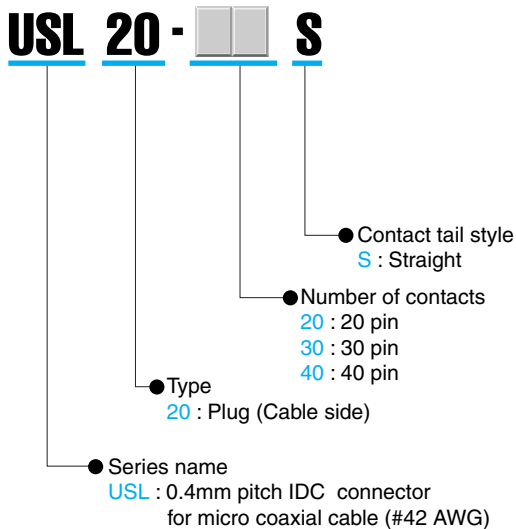

FEATURES

- Ultra fine pitch 0.4mm
- Low profile 1mm
- More than 50% space saving compared to our SSL Series (0.5mm pitch)
- For micro coaxial cable (#42AWG)
- Metal shell on connector provides excellent EMI protection and mechanical strength
- IDC cable assembly (No solder connection)
- RoHS compliance

ORDER CODE

SPECIFICATIONS

- Insulator material : Glass-filled LCP (UL94V-0), Black
- Contact material : Copper alloy
- Contact plating : Gold over Nickel
- Shell material : Copper alloy
- Shell plating : Tin copper over Nickel
- IDC cover material : Glass-filled LCP (UL94V-0), White
- Current rating : 0.25A per contact
- Contact resistance : 100mΩ max.
- Dielectric withstanding voltage : 200V AC for 1 minute
- Insulation resistance : 100MΩ min. at 250V DC
- Operating temperature : -40°C to +85°C


* The base and cover for the plug are sold separately. Please contact sales for inquiries and orders.

ORDER CODE


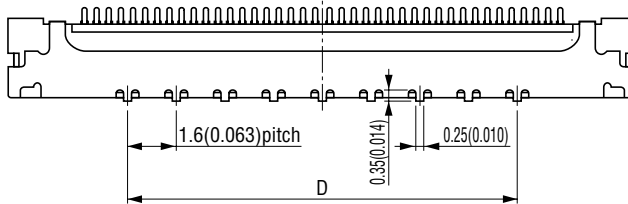
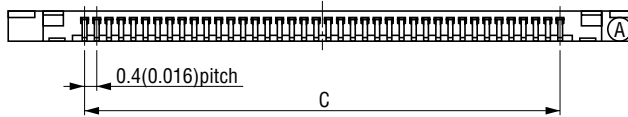
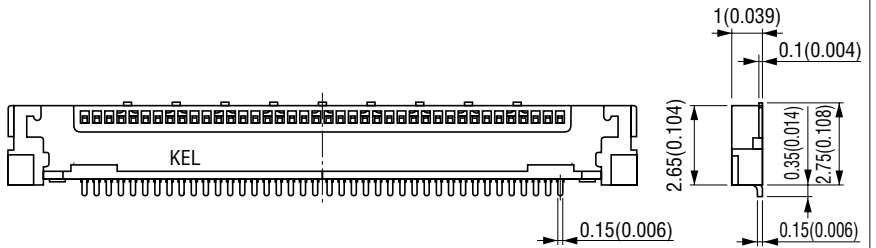
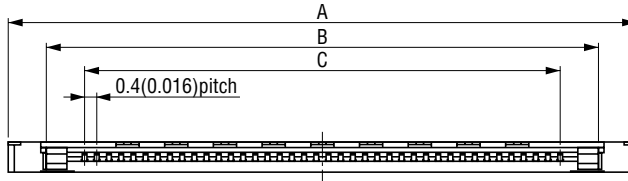
Schareggstrasse 3, CH-5506 Mägenwil
Tel. +41 62 896 00 48, Fax. +41 62 896 25 80
info@admatec.ch, www.admatec.ch

USL00-□□L-□ (Receptacle)

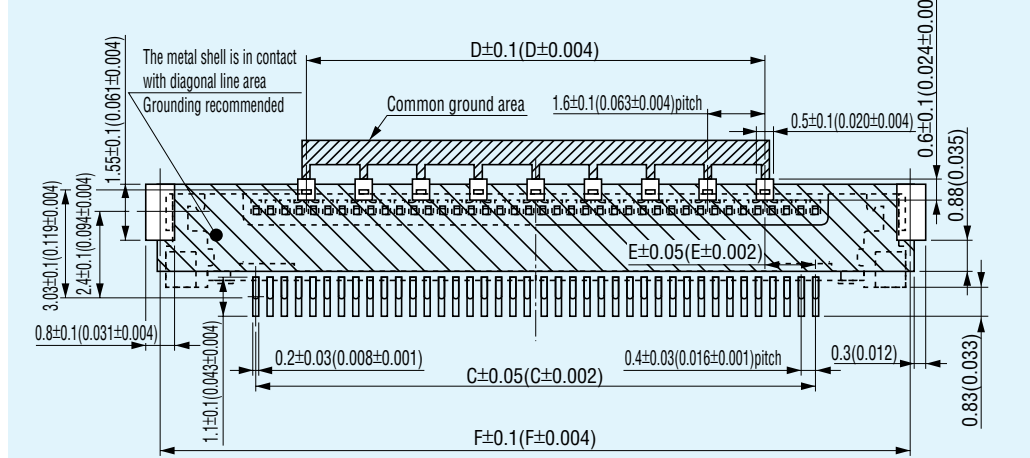
Receptacle (Right angle)



Unit:mm(inch)



Product Table / Dimensions

No. of contacts	Part Number	A	B	C	D	E	F
20	USL00-20L-□	12.6 (0.496)	10.1 (0.398)	7.6 (0.299)	6.4 (0.252)	0.6 (0.024)	12.8 (0.504)
30	USL00-30L-□	16.6 (0.654)	14.1 (0.555)	11.6 (0.457)	9.6 (0.378)	1.0 (0.039)	16.8 (0.661)
40	USL00-40L-□	20.6 (0.811)	18.1 (0.713)	15.6 (0.614)	12.8 (0.504)	1.4 (0.055)	20.8 (0.819)

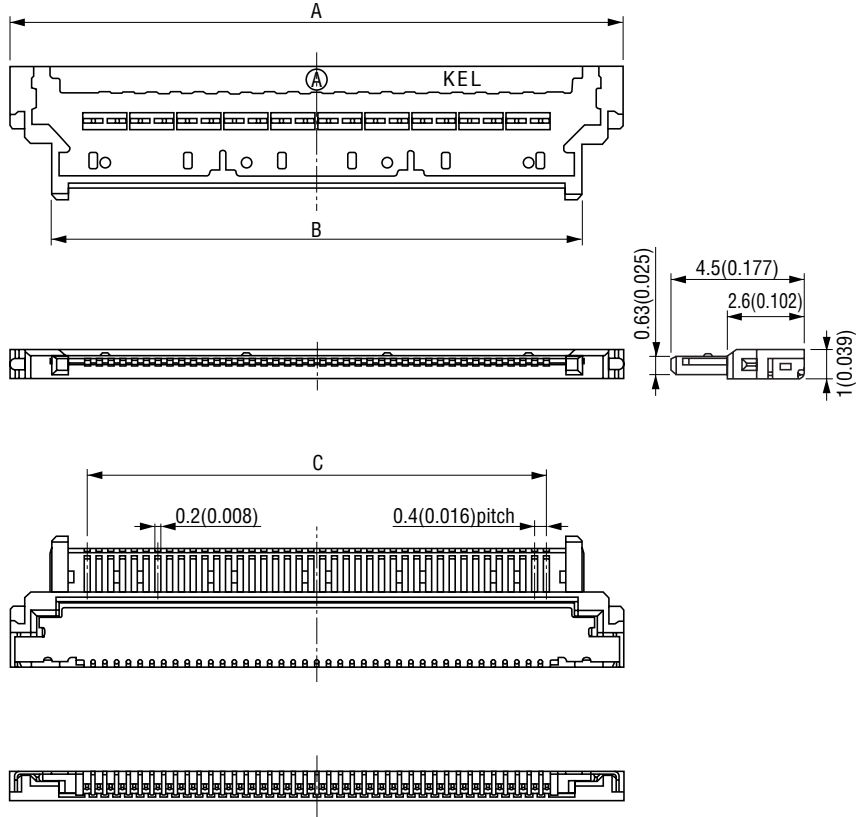
Printed Circuit Board Layout (Component Side View)


USL20-□□S (Plug)

Plug (Straight)



Unit:mm(inch)

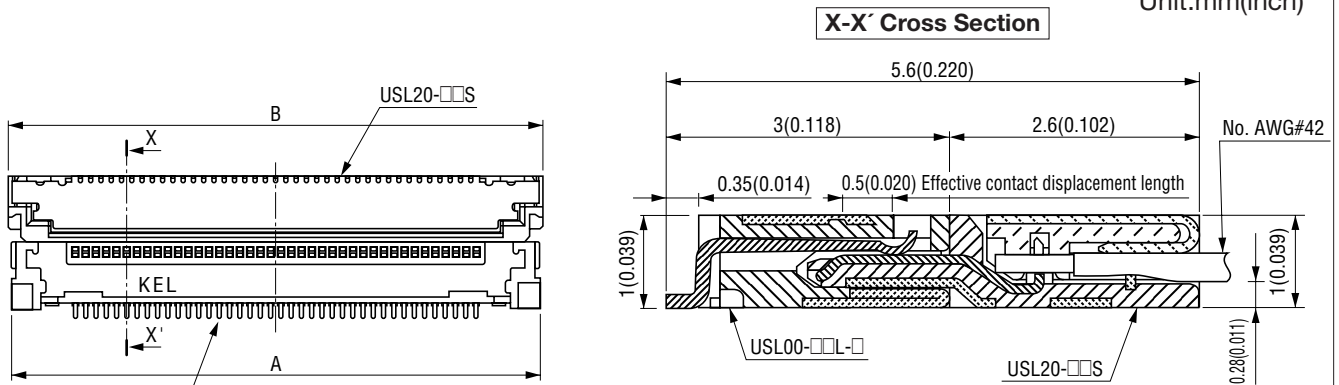


■ Product Table / Dimensions

No. of contacts	Part Number	A	B	C
20	USL20-20S	12.8 (0.504)	10.1 (0.398)	7.6 (0.299)
30	USL20-30S	16.8 (0.661)	14.1 (0.555)	11.6 (0.457)
40	USL20-40S	20.8 (0.819)	18.1 (0.713)	15.6 (0.614)

Mating Variation

Unit:mm(inch)



■ Number of Contact / Dimensions

No. of contact	A	B
20	12.6 (0.496)	12.8 (0.504)
30	16.6 (0.654)	16.8 (0.661)
40	20.6 (0.811)	20.8 (0.819)

● ORDER CODE

USL 20- [] [] [] SS- [] [] [] -B []

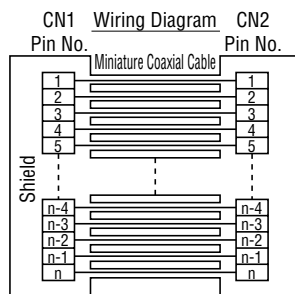
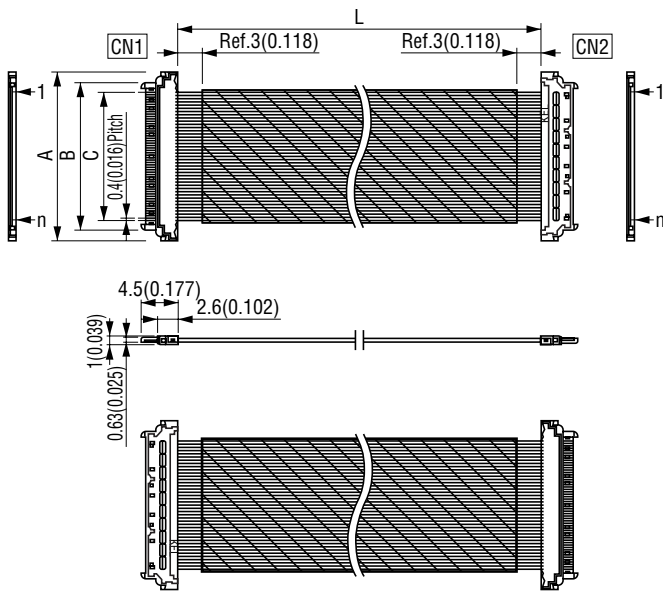
- Series name
USL : 0.4mm pitch IDC connector for micro coaxial cable (#42 AWG)
- Type
20 : Plug / Cable connection type
- Number of contacts
20 : 20 pin
30 : 30 pin
40 : 40 pin
- Connector style (Left side, CN1)
S : Straight
- Connector style (Right side, CN2)
S : Straight
- Cable length (cm)
L : dimension (Example : 015=15cm)
- Wiring code
B : Pin 1 to Pin 1
- Holding tape
Omit : Without tape
H : With tape

● ORDER CODE

USL 20- [] [] [] SS- [] [] [] -C []

- Series name
USL : 0.4mm pitch IDC connector for micro coaxial cable (#42 AWG)
- Type
20 : Plug / Cable connection type
- Number of contacts
20 : 20 pin
30 : 30 pin
40 : 40 pin
- Connector style (Left side, CN1)
S : Straight
- Connector style (Right side, CN2)
S : Straight
- Cable length (cm)
L : dimension (Example : 015=15cm)
- Wiring code
C : Pin 1 to Pin n
- Holding tape
Omit : Without tape
H : With tape

Unit : mm(inch)

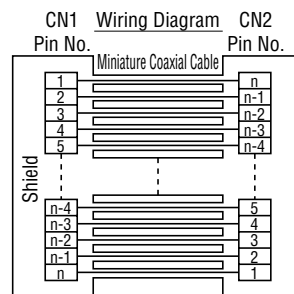
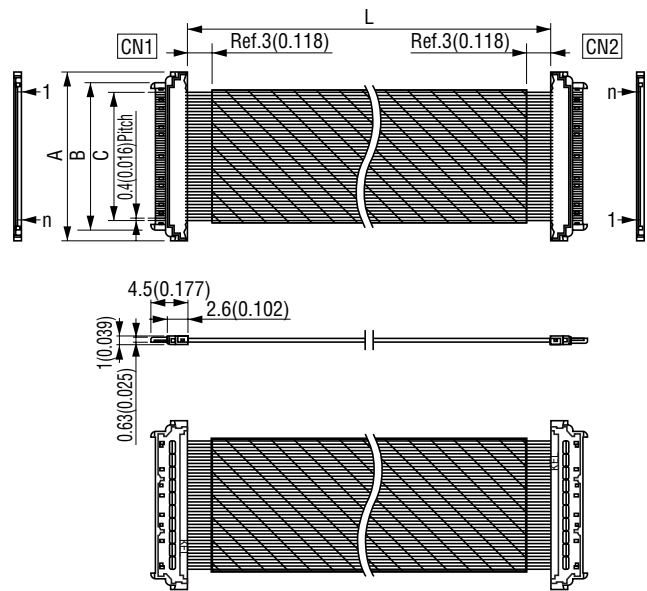


* "n" is number of contacts.

■ Number of Contact / Dimensions

No. of contacts	Part Number	A	B	C
20	USL20-20SS-[]-[]-B[]	12.8(0.504)	10.1(0.398)	7.6(0.299)
30	USL20-30SS-[]-[]-B[]	16.8(0.661)	14.1(0.555)	11.6(0.457)
40	USL20-40SS-[]-[]-B[]	20.8(0.819)	18.1(0.713)	15.6(0.614)

Unit : mm(inch)



* "n" is number of contacts.

■ Number of Contact / Dimensions

No. of contacts	Part Number	A	B	C
20	USL20-20SS-[]-[]-C[]	12.8(0.504)	10.1(0.398)	7.6(0.299)
30	USL20-30SS-[]-[]-C[]	16.8(0.661)	14.1(0.555)	11.6(0.457)
40	USL20-40SS-[]-[]-C[]	20.8(0.819)	18.1(0.713)	15.6(0.614)

※Specifications and dimensions are subject to change without notice.